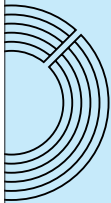


NAC Coils

平滑用 アモルファスチョークコイル
Smoothing amorphous choke coils



精密なギャップを入れたアモルファス巻鉄心を使用したコイルです。
小型軽量の設計ができます。

Amorphous iron cores with precised gap are used in the coil.

Small size/light weight can be designed.

特長

- 高周波での鉄損が少ない。
- フェライトコア・ダストコアに比べ小型軽量に設計できる。
- 大電力用コイルの設計が可能。

用途

- スイッチング電源出力平滑用。ほか

FEATURES

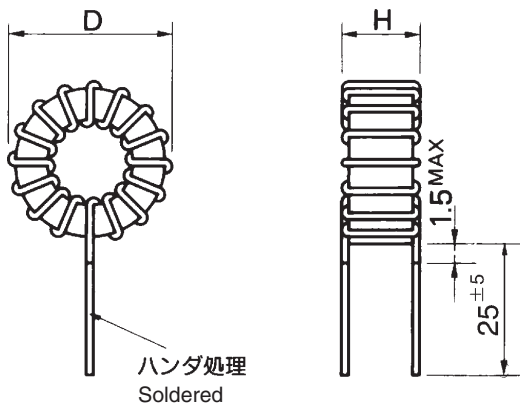
- Low core-loss at high frequency.
- Designable for small size/light weight compared with the ferrite core and dust core.
- Coils for a high-power can be designed.

APPLICATIONS

- For smoothing switching power supplies output.

外形寸法図 (mm)

DIMENSIONS (mm)



NAC Coils

平滑用 アモルファスチョークコイル
Smoothing amorphous choke coils



NAC COILS 標準仕様 Standard Specifications

カタログ品番 Name	定格電流 Rated current Idc (A)	インダクタンス Inductance (Idc=Rated) (mH)	直流抵抗 D. C. R (mΩ) MAX	線径 Wire dia (φ mm)	外形寸法 Dimensions DXH (mm) MAX	推奨台座 Recommended base
NAC-01-1001	1	1000	360	0.5	23 × 17	No.210
NAC-01-1501		1500	440	0.5	23 × 17	No.210
NAC-01-2001		2000	460	0.5	28 × 18	No.217
NAC-02-0501	2	500	180	0.6	23 × 17	No.210
NAC-02-0751		750	220	0.6	23 × 17	No.210
NAC-02-1001		1000	180	0.7	29 × 18	No.217
NAC-02-1501		1500	230	0.7	33 × 19	No.217
NAC-02-2001		2000	290	0.7	33 × 19	No.217
NAC-03-0301	3	300	85	0.8	24 × 18	No.210
NAC-03-0501		500	90	0.85	29 × 18	No.217
NAC-03-0751		750	115	0.85	33 × 19	No.217
NAC-03-1001		1000	140	0.85	33 × 19	No.217
NAC-03-1501		1500	190	0.85	42 × 20	No.275
NAC-05-0101	5	100	35	1.0	24 × 18	No.210
NAC-05-0151		150	30	1.1	29 × 19	No.217
NAC-05-0201		200	40	1.1	29 × 19	No.217
NAC-05-0301		300	55	1.1	34 × 19	No.217
NAC-05-0501		500	70	1.1	43 × 21	No.275
NAC-05-0751		750	90	1.1	43 × 21	No.275
NAC-05-1001		1000	115	1.1	43 × 22	No.275
NAC-08-0051	8	50	14	0.9 × 2	29 × 19	No.217
NAC-08-0101		100	17	1.4	34 × 20	No.217
NAC-08-0151		150	30	0.9 × 2	34 × 20	No.217
NAC-08-0201		200	27	1.4	43 × 21	No.275
NAC-08-0301		300	35	1.4	43 × 21	No.275
NAC-08-0501		500	50	1.4	48 × 28	No.163
NAC-08-0751		750	70	1.4	56 × 28	No.163
NAC-10-0031	10	30	9	1.0 × 2	29 × 19	No.217
NAC-10-0051		50	10	1.1 × 2	34 × 20	No.217
NAC-10-0101		100	15	1.1 × 2	34 × 20	No.217
NAC-10-0151		150	18	1.1 × 2	43 × 21	No.275
NAC-10-0201		200	25	1.1 × 2	43 × 21	No.275
NAC-10-0301		300	32	1.1 × 2	48 × 28	No.163
NAC-10-0501		500	45	1.1 × 2	56 × 29	No.163
NAC-13-0051	13	50	9	1.0 × 3	34 × 20	No.217
NAC-13-0101		100	14	1.0 × 3	43 × 21	No.275
NAC-13-0151		150	19	1.0 × 3	44 × 23	No.275
NAC-13-0201		200	22	1.0 × 3	48 × 28	No.163
NAC-13-0301		300	30	1.0 × 3	56 × 29	No.163
NAC-13-0501		500	40	1.0 × 3	57 × 30	No.163
NAC-15-0031	15	30	7	1.0 × 3	29 × 19	No.217
NAC-15-0051		50	10	1.0 × 3	34 × 20	No.217
NAC-15-0101		100	11	1.1 × 3	43 × 21	No.275
NAC-15-0151		150	15	1.1 × 3	48 × 28	No.163
NAC-15-0201		200	20	1.1 × 3	56 × 29	No.163
NAC-15-0301		300	25	1.1 × 3	56 × 29	No.163
NAC-15-0501		500	35	1.1 × 3	57 × 37	No.265
NAC-20-0011	20	10	4	1.0 × 4	29 × 19	No.217
NAC-20-0021		20	5	1.0 × 4	34 × 20	No.217
NAC-20-0031		30	6	1.1 × 4	43 × 21	No.275
NAC-20-0051		50	7	1.1 × 4	43 × 21	No.275
NAC-20-0101		100	9	1.1 × 4	47 × 28	No.163
NAC-20-0151		150	12	1.1 × 4	56 × 28	No.163
NAC-20-0201		200	16	1.1 × 4	57 × 35	No.265
NAC-25-0011	25	10	3	1.0 × 5	34 × 20	No.217
NAC-25-0021		20	4	1.1 × 5	43 × 21	No.217
NAC-25-0031		30	5	1.1 × 5	43 × 21	No.217
NAC-25-0051		50	7	1.1 × 5	47 × 28	No.163
NAC-25-0101		100	8	1.1 × 5	56 × 28	No.163
NAC-25-0151		150	11	1.1 × 5	57 × 35	No.265
NAC-30-0011	30	10	3	1.0 × 6	34 × 20	No.217
NAC-30-0021		20	4	1.1 × 6	43 × 21	No.275
NAC-30-0031		30	4	1.1 × 6	44 × 23	No.275
NAC-30-0051		50	6	1.1 × 6	56 × 27	No.163
NAC-30-0101		100	7	1.1 × 6	57 × 35	No.265
NAC-40-0011	40	10	3	1.1 × 8	43 × 21	No.275
NAC-40-0021		20	3	1.1 × 8	47 × 28	No.163
NAC-40-0031		30	4	1.1 × 8	56 × 28	No.163
NAC-40-0051		50	5	1.1 × 8	57 × 35	No.265

(1) インダクタンス測定条件:20kHz (2) 使用電線:1PEW (3) ケース難燃性:UL-94V-0 (4) インダクタンス公差:±25% (5) 可聴周波数成分が印加されると唸り音が生じる事があります。 (6) 台座をご使用になる場合は巻線の線径や本数を変更する場合がございますので予めご了承ください。

(1) Inductance measurement condition : 20kHz (2) Used wire : 1PEW (3) Case incombustibility : UL-94V-0 (4) Inductance tolerance : ±25% (5) When infra-acoustic frequency component is impressed, a beat sound some times occur. (6) Note that when using the base, the wire diameter and / or the number of wires may be changed in some cases.

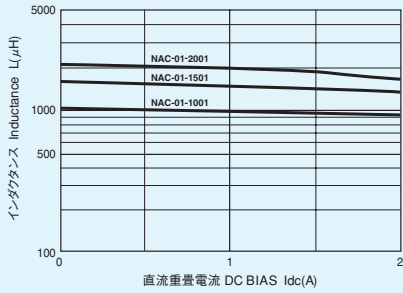
NAC Coils

平滑用 アモルファスチョークコイル
Smoothing amorphous choke coils

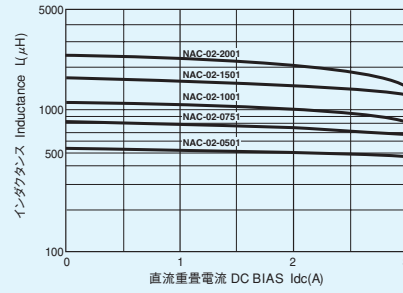


NAC COILS 直流重畳特性(代表例) DC BIAS <Example>

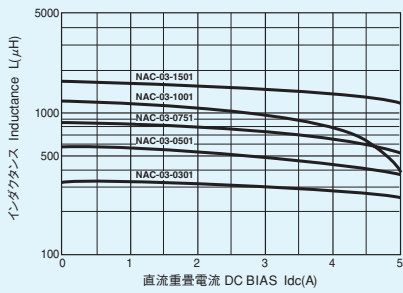
NAC-01 Series



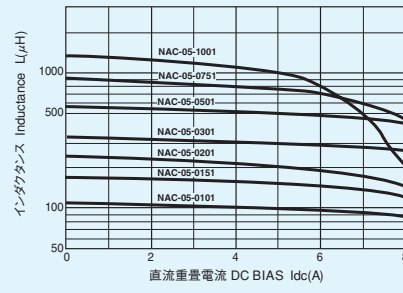
NAC-02 Series



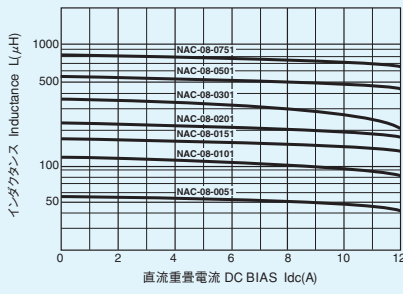
NAC-03 Series



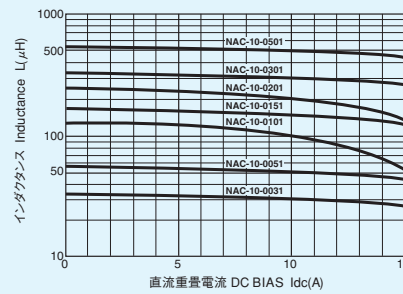
NAC-05 Series



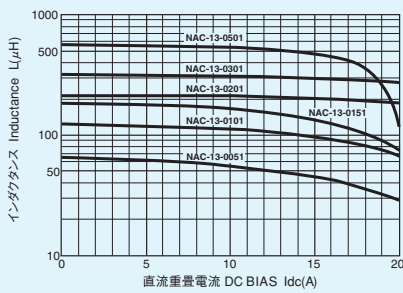
NAC-08 Series



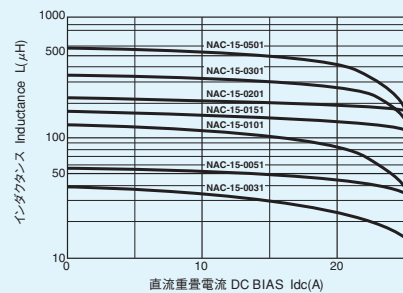
NAC-10 Series



NAC-13 Series



NAC-15 Series




NAC Coils

平滑用 アモルファスチョークコイル
Smoothing amorphous choke coils

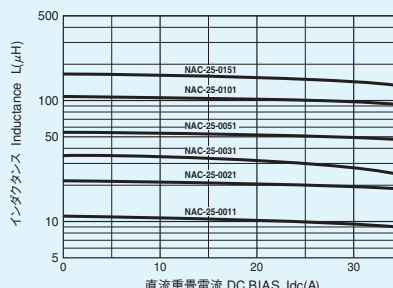


NAC COILS 直流重畳特性 (代表例) DC BIAS <Example>

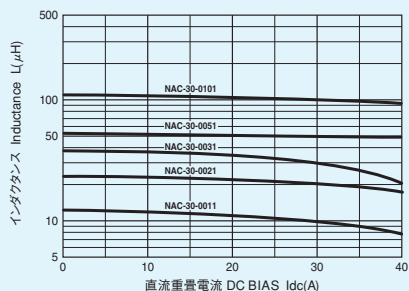
NAC-20 Series



NAC-25 Series



NAC-30 Series



NAC-40 Series

